



FEATURE	ADVANTAGE	BENEFIT
Mid-length shaft	Butt-end of the grip is anchored against the player's mid-section	Promotes a smooth, controlled stroke
Anti-skid Groove System Insert (AGSI™)	Negates backspin and promotes forwardspin for a smooth, tight roll	Improved distance control and accuracy
Linear alignment system	Makes the putterface easier to aim	Increased confidence and accuracy
TaylorMade® Movable Weight Technology™ (MWT™)	Change swing weight by installing different MWT cartridges in two rear ports	Allows the player to easily change Corza's feel
Minimal offset and flatter lie angle	Gives the player ultimate control over direction and trajectory	Keen workability for maximum ball control
Cast 304 stainless steel wire-frame head construction	Design permits additional weight to be moved from the middle of the head to the perimeter	Increased MOI for greater forgiveness on mis-hits

**MONZA CORZA PUTTER SPECIFICATIONS**

Model	Style	Headweight	Loft	Lie	Length*	Hosel	Shaft	Offset	Grip	Finish	Insert
Monza Corza Mid Center Offset	MOI Mallet	385g	2.5°	70°	*38", 41" & 43"	Double Bend	Shaft over	½ Shaft	21" Red/Black Rossa	Tour Satin	Titanium AGSI

Available in October. \*Custom Lengths available = 37"-45" \*38" Length has a 17" grip

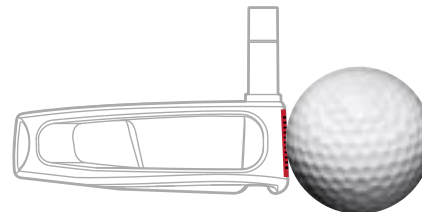
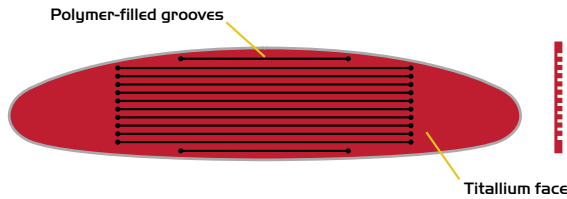
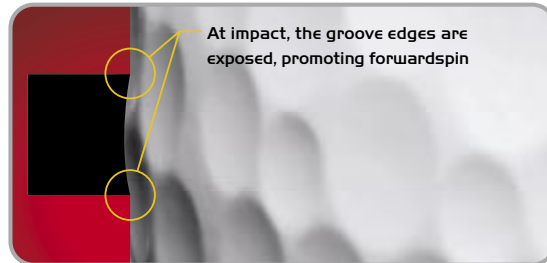
**WARRANTY INFORMATION**

Damage that results from the failure to follow the instructions in the user's manual is not covered under the Limited Consumer Warranty. Visit [taylormadegolf.com](http://taylormadegolf.com) or see your retailer for a copy of the Limited Consumer Warranty which contains specific limitations.



**ANTI-SKID GROOVE SYSTEM INSERT**

When contact is made, the polymer-filled grooves give way to expose groove edges. This minimizes backspin (skid) delivering optimum speed control and directional stability. This equals more putts made.



**1**

**TYPICAL PUTTER I**

CENTER OF GRAVITY	STANDARD
LAUNCH ANGLE	HIGH
BACKSPIN	HIGH
PUTT LENGTH	10 ft
SKID LENGTH	<div style="width: 80%; background-color: yellow;"></div>
ROLL LENGTH	<div style="width: 20%; background-color: blue;"></div>

**2**

**TYPICAL PUTTER II**

CENTER OF GRAVITY	HIGH/BACK
LAUNCH ANGLE	LOW
BACKSPIN	LOW
PUTT LENGTH	10 ft
SKID LENGTH	<div style="width: 50%; background-color: yellow;"></div>
ROLL LENGTH	<div style="width: 50%; background-color: blue;"></div>

**3**

**ROSSA with AGSI**

CENTER OF GRAVITY	LOW/BACK
LAUNCH ANGLE	MEDIUM
BACKSPIN	LOW
PUTT LENGTH	10 ft
SKID LENGTH	<div style="width: 20%; background-color: yellow;"></div>
ROLL LENGTH	<div style="width: 80%; background-color: blue;"></div>

**EX. 3** - The Rossa Titanium Anti-skid Groove System Insert (AGSI) reduces skid, promoting precise line and optimum speed control. The result is better performance on the greens.