

TaylorMade

ADD ANOTHER LAYER
TO YOUR GAME.

DESIGN

SERGIO GARCIA
PGA TOUR Professional



1
FEEL

2
SPIN

3
CONTROL

4
LAUNCH

5
DISTANCE

PENTA^{TP}

FIRST 5 LAYER TOUR BALL



Today's tour balls force you to sacrifice something. While developing our newest ball we talked to a lot of tour pros. Some said the ball they play performs great on short shots but costs them distance off the tee, while others said just the opposite about their ball. Some praised their ball's performance off the middle- and short-irons but complained it didn't measure up off the tee or in the short game.

It became clear that if we could create a ball that performed well in all areas we would have a

revolutionary product. That's what inspired us to develop our newest ball, Penta TP, which is every bit the breakthrough we hoped it would be.

Three years in development, Penta TP is the game's **FIRST FIVE LAYER TOUR BALL**, with each layer responsible for promoting optimum performance in one of five key areas – driver, long-irons, middle-irons, short-irons and wedge shots in the scoring zone.

LAYER	1	2	3	4	5
PUTTER / WEDGE	●				
SHORT IRON / WEDGE	●	●			
MID IRON	●	●	●		
LONG IRON	●	●	●	●	
DRIVER	●	●	●	●	●



★★★★★
BEST IN FEEL
★★★★★
BEST IN PERFORMANCE

PENTA TP

Penta TP is the first and only five-layer Tour ball and the most complete ball in golf. Each layer is engineered to optimize performance in five key shot categories that skilled players need: driver, long-irons, middle-irons, short-irons and partial wedges.



1 FEEL

Urethane Cover delivers a soft Tour feel plus a combination of higher spin-rate and lower launch angle on wedge shots.

2 SPIN

Outer Mantle promotes optimum spin off short-irons, as well as higher ball speed and increased distance at any swing speed.

3 CONTROL

Middle Mantle gives you more control with mid-irons, and prevents up-shooting, ballooning and falling short of the green.


4 LAUNCH

Inner Mantle delivers soft feel, high launch, and low spin off the long-irons for exceptional distance plus a high, soft-landing flight.

5 DISTANCE

Core promotes high launch/low spin off the driver for maximum carry and distance, as well as more ball speed for long hitters.

BURNER®

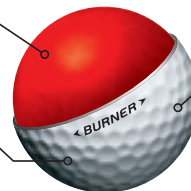


HIGHER LAUNCH FOR MORE DISTANCE

- > Higher Launch
- > Longer Carry
- > More Distance

REACT® Core
Phenomenally fast yet incredibly soft

Iothane™ 60D Cover
Soft, resilient and durable



LDP Dimple Technology
Improved lift for more distance

OVERALL COMPRESSION: **60**

BURNER® TOUR

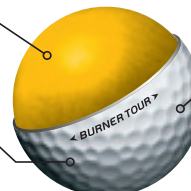


TOUR DISTANCE WITH SOFTER FEEL

- > Softer Feel
- > Increased Spin
- > More Control

REACT® Core
Phenomenally fast yet incredibly soft

Iothane™ 58D Cover
Soft, resilient and durable



LDP Dimple Technology
Improved lift for more distance

OVERALL COMPRESSION: **57**